

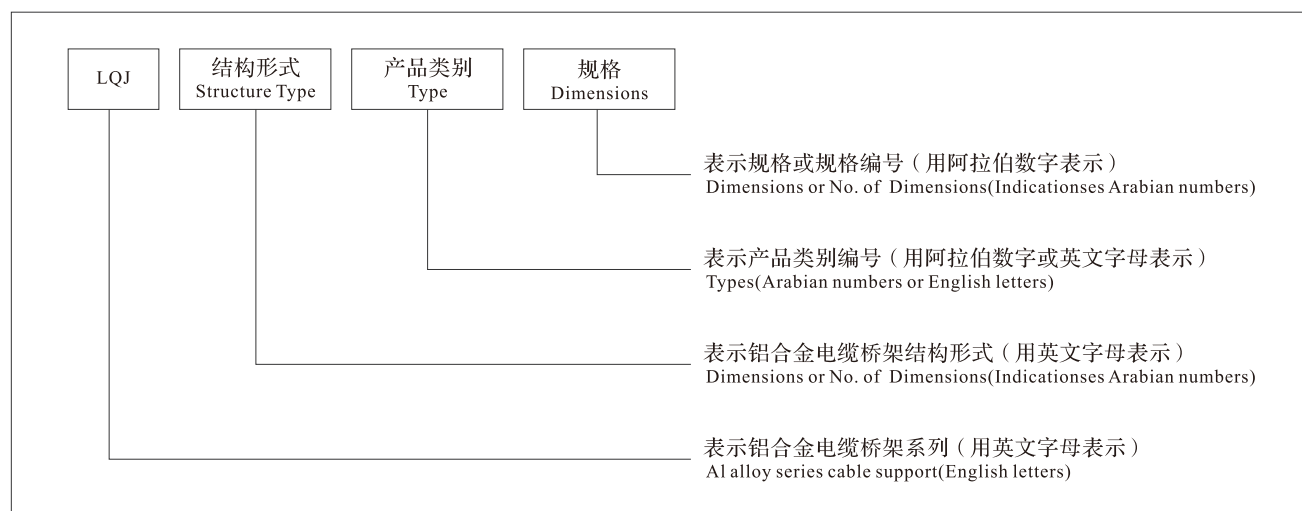
XQJ-LQJ 铝合金电缆桥架 XQJ-Anti-corrosive Al-alloy Support

铝合金抗腐蚀桥架，具有结构简单、样式新颖、载重大、重量轻、耐腐蚀等特点。使用寿命长、安装方便，适用于一般环境地区，在沿海临雾地区、高湿度和有腐蚀性的环境中，更能显示出它的独特抗腐蚀性能。

The aluminium alloy anti-corrosion cable support systems featured by simple structure, move style, great loading capacity, small weight corrosion resistance, long service life and convenient. And is prominent anti-corrosion property will be shown more clearly when used in salty and foggy coastal areas and highly-humid and corrosive environment.

铝合金电缆桥架型号表示方法

Modes expressing method of Al alloy cable support



铝合金电缆桥架型号代用表示方法

Modes expressing method of Al alloy cable support

铝合金电缆桥架在某种结构形式中无其它结构形式中的某一种产品类别，选型可作代用表示。

例如：在LQU-CC型槽式铝合金电缆桥架结构形式中，无铝合金配线桥架中的LPC-03D上边重直三通接头，此时在选型编写时原系列，结构形式、规格不变，只取产品类别编号03D，即表示为LQJ-CC-03D。

If there is no such identical models in a required circumstance, the choosed models can be used.

For example, in the structural form of LQU-CC channel type AL-alloy cable support system, there is no LPC-03D top side vertical tee, but the series or sizes are the same namely LQJ-CC-03D.

XQJ-LQJ 铝合金电缆桥架

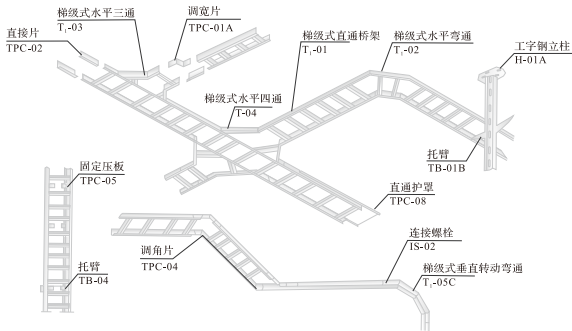
XQJ-Anti-corrosive Al-alloy Support

铝合金电缆桥架空间布景示意图

Spacial schematic map for Al alloy cable support

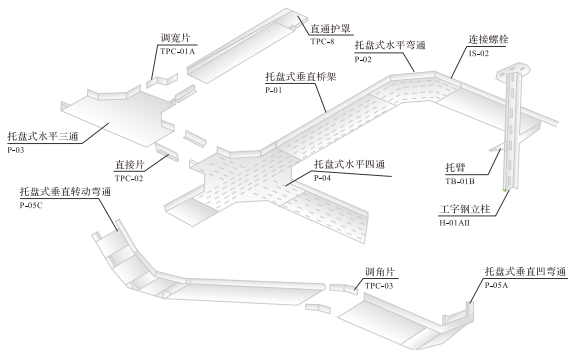
铝合金梯级式电缆桥架空间布景示意图

Spacial schematic map for Al alloy ladder type cable support



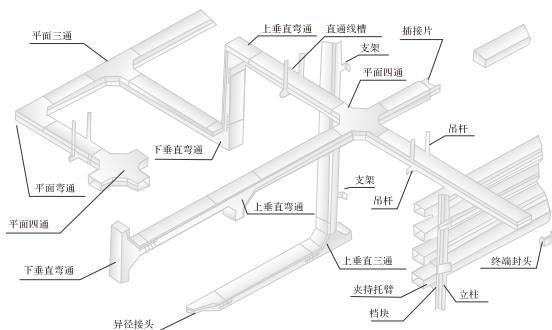
铝合金托盘式电缆桥架空间布景示意图

Spacial schematic map for Al alloy tray type cable support



铝合金槽式电缆桥架空间布景示意图

Spacial schematic map for Al alloy channel type cable support

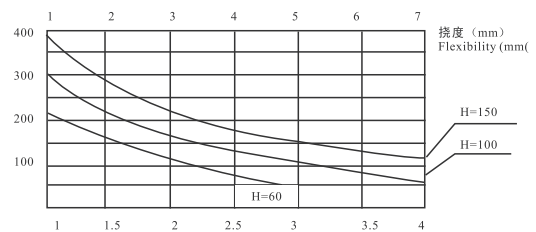


铝合金电缆桥架载荷曲线

Load curve for Al alloy cable support

LQJ-A 型铝合金电缆桥架载荷曲线

Load curve for type LQJ-A Al alloy cable support



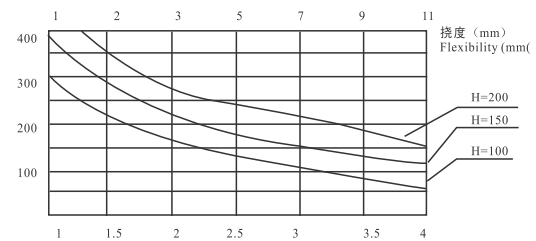
跨度 (m) Span(m)

注: 支撑跨距推荐规范≤2000mm

Notes: Recommended span ≤2000mm

LQJ-B 型铝合金电缆桥架载荷曲线

Load curve for type LQJ-B Al alloy cable support



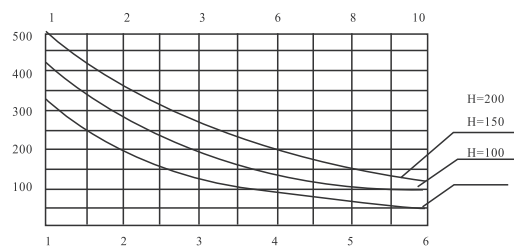
跨度 (m) Span(m)

注: 支撑跨距推荐规范≤2000mm

Notes: Recommended span ≤2000mm

LQJ-B 型铝合金电缆桥架载荷曲线

Load curve for type LQJ-B Al alloy cable support



跨度 (m) Span(m)

注: 支撑跨距推荐规范2000-3000mm (视条件≤6000mm)

Notes: Recommended dimension for supporting span 2000-3000mm (If possible ≤6000mm)

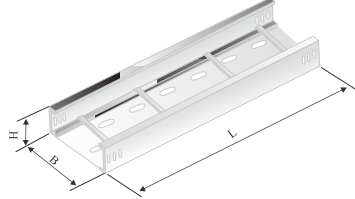
XQJ-LQJ 铝合金电缆桥架 XQJ-Anti-corrosive Al-alloy Support

XQJ-LQJ-01AT型铝合金梯级桥架
Type XQJ-LQJ-01ATAlalloyladdertype cable support



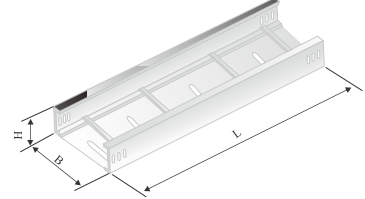
型号 Model	H (mm)	B (mm)	L (mm)	单重 wkg/m	备注 Remarks			
LQJ-01AT-62	60	200	2000	5.02				
LQJ-01AT-63		300						
LQJ-01AT-64		400						
LQJ-01AT-65		500						
LQJ-01AT-66		600						
LQJ-01AT-68		800						
LQJ-01AT-102	100	200	2000	5.80				
LQJ-01AT-103		300						
LQJ-01AT-104		400						
LQJ-01AT-105		500						
LQJ-01AT-106		600						
LQJ-01AT-108		800						
LQJ-01AT-152		150		200		2000	6.85	
LQJ-01AT-153				300				
LQJ-01AT-154	400							
LQJ-01AT-155	500							
LQJ-01AT-156	600							
LQJ-01AT-158	800							

XQJ-LQJ-01AP型铝合金托盘桥架
Type XQJ-LQJ-01APAl alloy tray t



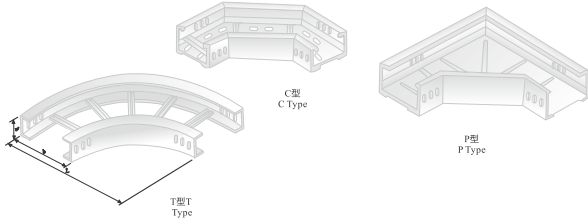
型号 Model	H (mm)	B (mm)	L (mm)	单重 wkg/m	备注 Remarks			
LQJ-01AT-62	60	200	2000	5.80	B尺寸在500以上的加用梯级加强极			
LQJ-01AT-63		300						
LQJ-01AT-64		400						
LQJ-01AT-65		500						
LQJ-01AT-66		600						
LQJ-01AT-68		800						
LQJ-01AT-102	100	200	2000	6.70	Ladder reinforcement section is provided for those B with dimension over 500			
LQJ-01AT-103		300						
LQJ-01AT-104		400						
LQJ-01AT-105		500						
LQJ-01AT-106		600						
LQJ-01AT-108		800						
LQJ-01AT-152		150		200		2000	7.60	
LQJ-01AT-153				300				
LQJ-01AT-154	400							
LQJ-01AT-155	500							
LQJ-01AT-156	600							
LQJ-01AT-158	800							

XQJ-LQJ-01AC型铝合金槽式桥架
Type XQJ-LQJ-01ACAl alloy channel type cable support



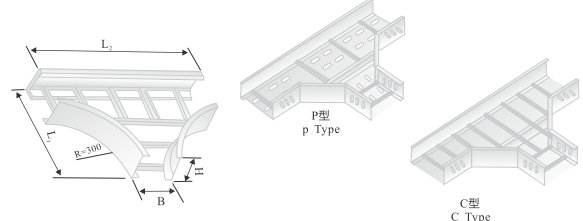
型号 Model	H (mm)	B (mm)	L (mm)	单重 wkg/m	备注 Remarks			
LQJ-01AT-62	60	200	2000	5.90	B尺寸在500以上的加用梯级加强极			
LQJ-01AT-63		300						
LQJ-01AT-64		400						
LQJ-01AT-65		500						
LQJ-01AT-66		600						
LQJ-01AT-68		800						
LQJ-01AT-102	100	200	2000	6.80	Ladder reinforcement section is provided for those B with dimension over 500			
LQJ-01AT-103		300						
LQJ-01AT-104		400						
LQJ-01AT-105		500						
LQJ-01AT-106		600						
LQJ-01AT-108		800						
LQJ-01AT-152		150		200		2000	7.70	
LQJ-01AT-153				300				
LQJ-01AT-154	400							
LQJ-01AT-155	500							
LQJ-01AT-156	600							
LQJ-01AT-158	800							

XQJ-LQJ-02AT、P、C型铝合金水平弯通桥架
Type XQJ-LQJ-02AT、P、CAl alloy horizontal bend



型号 Model	H (mm)	B (mm)	L (mm)	单件重量 (wkg) weight		
				T型Type	P型Type	C型Type
T P C 型	60	200	600	5.20	5.40	6.00
		300	700	6.40	8.00	9.40
		400	800	7.50	10.60	12.50
		500	900	8.40	13.40	16.60
		600	1000	10.80	19.20	22.30
		800	1200	13.90	23.10	28.10
T P C 型	100	200	700	6.10	6.10	7.50
		300	800	7.30	8.80	10.80
		400	900	8.50	11.40	13.90
		500	1000	9.60	14.40	17.00
		600	1100	12.20	19.10	21.30
		800	1300	16.30	24.30	27.10
T P C 型	150	200	700	7.80	8.20	10.20
		300	800	9.20	11.30	13.50
		400	900	10.50	14.20	16.80
		500	1000	11.80	17.30	20.10
		600	1100	14.30	24.90	27.90
		800	1300	16.60	28.30	30.10

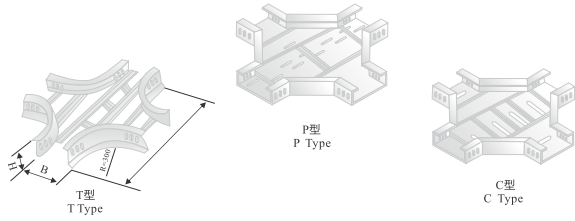
XQJ-LQJ-03AT、P、C型铝合金水平三通桥架
Type XQJ-LQJ-03AT、P、CAl alloy horizontal bend



型号 Model	H (mm)	B (mm)	L (mm)	L2 (mm)	单件重量 (wkg) weight	
					P型Type	C型Type
T P C 型	60	200	600	1000	9.80	10.90
		300	700	1100	11.50	14.40
		400	800	1200	13.00	17.30
		500	900	1300	14.90	20.30
		600	1000	1400	18.00	27.30
		800	1200	1600	20.10	30.10
T P C 型	100	200	700	1200	10.90	12.80
		300	800	1300	12.70	16.50
		400	900	1400	14.40	19.50
		500	1000	1500	16.00	22.80
		600	1100	1600	19.40	30.00
		800	1300	1800	22.30	34.10
T P C 型	150	200	700	1200	13.90	17.80
		300	800	1300	15.60	22.10
		400	900	1400	17.40	25.70
		500	1000	1500	19.10	29.60
		600	1100	1600	22.50	37.60
		800	1300	1800	25.60	43.80

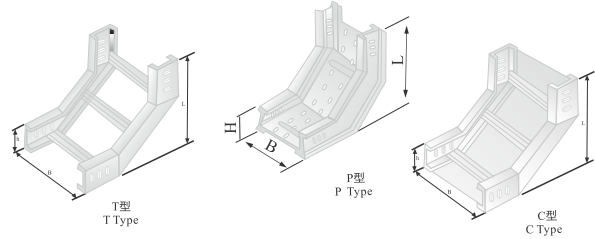
XQJ-LQJ 铝合金电缆桥架 XQJ-Anti-corrosive Al-alloy Support

XQJ-LQJ-04AT、P、C型铝合金水平四通桥架
Type XQJ-LQJ-04AT、P、C AL alloy horizontal cross support



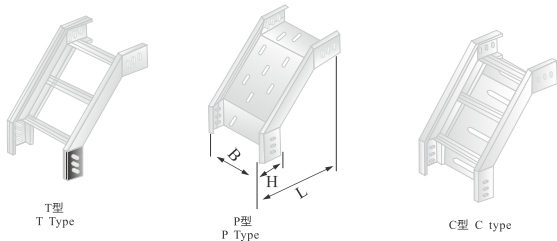
型号 Model	H (mm)	B (mm)	L (mm)	单件重量 (wkg) weight		备注 Remarks
				T型Type	P,C型Type	
T P C 型	60	200	1000	13.90	11.10	P、C型 B尺寸 在500 以上的 加用梯 级加强 极
		300	1100	16.20	14.80	
		400	1200	18.30	17.60	
		500	1300	20.10	20.70	
		600	1400	24.30	27.30	
		800	1600	28.10	30.30	
T P C 型	100	200	1200	15.10	12.10	Ladd rein forcin g section is provi ded for those B with dimen sion over 500
		300	1300	17.30	15.70	
		400	1400	19.30	18.50	
		500	1500	21.40	21.60	
		600	1600	25.50	28.30	
		800	1800	28.10	30.10	
T P C 型	150	200	1200	19.10	16.20	
		300	1300	21.20	20.40	
		400	1400	23.10	23.40	
		500	1500	25.30	27.10	
		600	1600	29.40	34.50	
		800	1800	32.10	38.20	

XQJ-LQJ-05AT、P、C型铝合金垂直下弯通
Type XQJ-LQJ-05AT、P、C AL alloy vertical downward bend



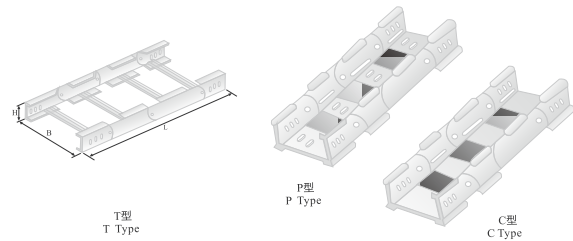
型号 Model	H (mm)	B (mm)	L (mm)	单件重量 (wkg)		备注 Remarks
				T型Type	P,C型Type	
T P C 型	60	200	360	3.80	4.10	P、C型 B尺寸 在500 以上的 加用梯 级加强 极
		300		4.10	5.20	
		400		5.00	6.30	
		500		6.20	7.60	
		600		6.80	8.90	
		800		7.60	10.10	
T P C 型	100	200	400	4.10	4.80	Ladd rein forcin g section is provi ded for those B with dimen sion over 500
		300		5.00	6.10	
		400		6.10	7.00	
		500		6.40	8.00	
		600		7.00	9.80	
		800		8.10	11.20	
T P C 型	150	200	600	6.00	7.40	
		300		6.50	9.20	
		400		7.10	10.40	
		500		7.70	11.70	
		600		8.80	14.20	
		800		10.10	16.40	

XQJ-LQJ-06AT、P、C型铝合金垂直上弯通
Type XQJ-LQJ-06AT、P、C AL alloy vertical upward bend



型号 Model	H (mm)	B (mm)	L (mm)	单件重量 (wkg)		备注 Remarks
				T型Type	P,C型Type	
T P C 型	60	200	360	3.80	4.10	P、C型 B尺寸 在500 以上的 加用梯 级加强 极
		300		4.10	5.20	
		400		5.00	6.30	
		500		6.20	7.60	
		600		6.80	8.90	
		800		7.60	10.10	
T P C 型	100	200	400	4.10	4.80	Ladd rein forcin g section is provi ded for those B with dimen sion over 500
		300		5.00	6.10	
		400		6.10	7.00	
		500		6.40	8.00	
		600		7.00	9.80	
		800		8.10	11.20	
T P C 型	150	200	600	6.00	7.40	
		300		6.50	9.20	
		400		7.10	10.40	
		500		7.70	11.70	
		600		8.80	14.20	
		800		10.10	16.40	


XQJ-LQJ-07AT、P、C型铝合金转动弯通
Type XQJ-LQJ-07AT、P、C AL alloy rotatable bend



型号 Model	H (mm)	B (mm)	L (mm)	单件重量 (wkg)		备注 Remarks
				T型Type	P,C型Type	
T P C 型	60	200	600	5.40	6.00	
		300		6.20	7.20	
		400		6.90	8.10	
		500		7.70	9.50	
		600		9.20	11.80	
		800		11.50	14.80	
T P C 型	100	200	800	6.70	7.20	
		300		7.40	9.20	
		400		8.20	10.20	
		500		9.00	11.70	
		600		10.50	13.80	
		800		12.10	15.40	
T P C 型	150	200	1200	9.20	11.60	
		300		10.00	13.00	
		400		10.80	13.40	
		500		11.50	15.00	
		600		13.00	16.90	
		800		15.10	16.30	

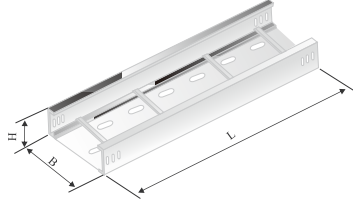
XQJ-LQJ 铝合金电缆桥架 XQJ-Anti-corrosive Al-alloy Support

XQJ-LQJ-01BT型铝合金梯级桥架
Type XQJ-LQJ-01BTAlalloyladdertype cable support



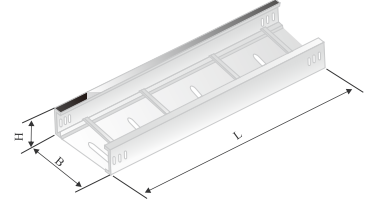
型号 Model	H (mm)	B (mm)	L (mm)	单重 wkg/m	备注 Remarks
LQJ-01BT-102	100	200	2000	5.20	
LQJ-01BT-103		300		6.00	
LQJ-01BT-104		400		6.80	
LQJ-01BT-105		500		7.50	
LQJ-01BT-106		600		9.00	
LQJ-01BT-108	800	4000	11.20		
LQJ-01BT-150	150	200	2000	6.80	
LQJ-01BT-153		300		7.50	
LQJ-01BT-154		400		8.20	
LQJ-01BT-155		500		9.00	
LQJ-01BT-156		600		10.60	
LQJ-01BT-158	800	4000	13.10		
LQJ-01BT-202	200	200	2000	9.00	
LQJ-01BT-203		300		9.80	
LQJ-01BT-204		400		10.60	
LQJ-01BT-205		500		11.40	
LQJ-01BT-206		600		12.60	
LQJ-01BT-208	800	4000	14.80		

XQJ-LQJ-01BP型铝合金托盘桥架
Type XQJ-LQJ-01BPAl alloy tray type cable support



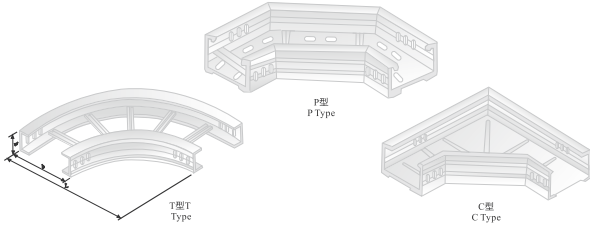
型号 Model	H (mm)	B (mm)	L (mm)	单重 wkg/m	备注 Remarks
LQJ-01BP-102	100	200	2000	6.50	B尺寸在500以上的加用梯级加强极
LQJ-01BP-103		300		7.80	
LQJ-01BP-104		400		9.00	
LQJ-01BP-105		500		10.20	
LQJ-01BP-106		600		12.70	
LQJ-01BP-108	800	4000	14.20		
LQJ-01BP-150	150	200	2000	6.70	Ladder reinforcement section is provided for those B with dimension over 500
LQJ-01BP-153		300		9.50	
LQJ-01BP-154		400		10.70	
LQJ-01BP-155		500		11.90	
LQJ-01BP-156		600		14.30	
LQJ-01BP-158	800	4000	16.70		
LQJ-01BP-202	200	200	2000	8.90	
LQJ-01BP-203		300		9.90	
LQJ-01BP-204		400		12.70	
LQJ-01BP-205		500		14.10	
LQJ-01BP-206		600		16.50	
LQJ-01BP-208	800	4000	18.60		

XQJ-LQJ-01BC型铝合金槽式桥架
Type XQJ-LQJ-01BCAl alloy channel type cable support



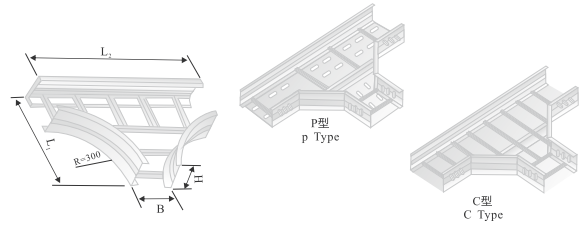
型号 Model	H (mm)	B (mm)	L (mm)	单重 wkg/m	备注 Remarks
LQJ-01BC-102	100	200	2000	6.50	B尺寸在500以上的加用梯级加强极
LQJ-01BC-103		300		7.80	
LQJ-01BC-104		400		9.00	
LQJ-01BC-105		500		10.20	
LQJ-01BC-106		600		12.70	
LQJ-01BC-108	800	4000	14.40		
LQJ-01BC-152	150	200	2000	7.80	Ladder reinforcement section is provided for those B with dimension over 500
LQJ-01BC-153		300		9.50	
LQJ-01BC-154		400		10.70	
LQJ-01BC-155		500		11.90	
LQJ-01BC-156		600		14.40	
LQJ-01BC-158	800	4000	16.50		
LQJ-01BC-202	200	200	2000	9.90	
LQJ-01BC-203		300		11.70	
LQJ-01BC-204		400		12.90	
LQJ-01BC-205		500		14.10	
LQJ-01BC-206		600		16.50	
LQJ-01BC-208	800	4000	18.20		

XQJ-LQJ-02BT、P、C型铝合金水平弯通桥架
XQJ-LQJ-02BT、P、CAI alloy horizontal bend support



型号 Model	H (mm)	B (mm)	L (mm)	单件重量 (wkg) weight		
				T型Type	P型Type	C型Type
T P C 型	100	200	600	4.90	5.80	6.80
		300	700	5.90	8.60	10.00
		400	800	6.90	11.10	13.00
		500	900	7.90	14.20	16.50
		600	1000	9.90	20.90	23.80
		800	1200	10.90	23.20	26.10
T P C 型	150	200	700	7.80	8.40	9.80
		300	800	8.50	11.60	13.50
		400	900	9.60	14.60	16.80
		500	1000	10.70	17.90	20.30
		600	1100	13.00	25.50	28.50
		800	1300	14.80	28.10	31.40
T P C 型	200	200	700	9.80	10.50	11.80
		300	800	11.10	13.90	15.40
		400	900	12.40	17.00	19.10
		500	1000	13.70	20.50	23.00
		600	1100	16.10	28.50	31.90
		800	1300	18.40	31.10	35.40

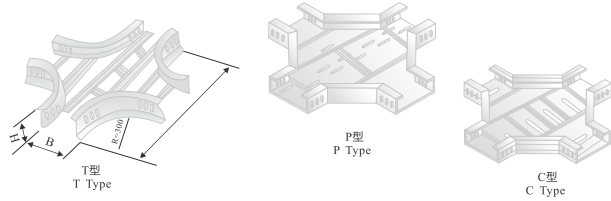
XQJ-LQJ-03BT、P、C型铝合金水平三通桥架
XQJ-LQJ-03BT、P、CAI alloy horizontal tee cable support



型号 Model	H (mm)	B (mm)	L (mm)	L2 (mm)	单件重量 (wkg) weight	
					T型Type	P,C型Type
T P C 型	100	200	600	1000	9.20	8.5
		300	700	1100	11.20	11.50
		400	800	1200	12.70	14.00
		500	900	1300	14.20	16.00
		600	1000	1400	17.10	22.60
		800	1200	1600	19.80	25.40
T P C 型	150	200	700	1200	13.50	12.40
		300	800	1300	15.10	16.00
		400	900	1400	16.60	18.80
		500	1000	1500	18.20	21.80
		600	1100	1600	21.30	28.60
		800	1300	1800	24.20	31.10
T P C 型	200	200	700	1200	16.80	15.10
		300	800	1300	18.50	18.80
		400	900	1400	20.10	21.70
		500	1000	1500	21.80	24.90
		600	1100	1600	25.20	31.80
		800	1300	1800	28.10	34.10

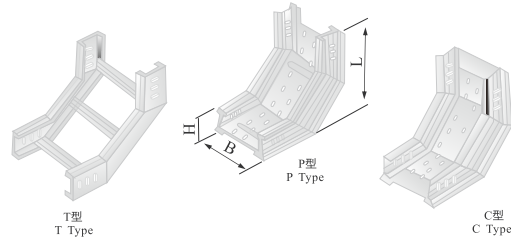
XQJ-LQJ 铝合金电缆桥架 XQJ-Anti-corrosive Al-alloy Support

XQJ-LQJ-04BT、P、C型铝合金水平四通桥架
Type XQJ-LQJ-04BT、P、C AL alloy horizontal cross cable support



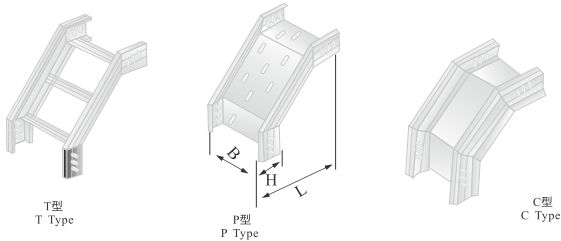
型号 Model	H (mm)	B (mm)	L (mm)	单件重量 (wkg) weight		备注 Remarks
				T型Type	P,C型Type	
T P C 型	100	200	1000	13.85	11.45	P、C型 B尺寸 在500 以上的 加用梯 级加强 极
		300	1100	15.80	15.00	
		400	1200	17.70	17.90	
		500	1300	19.60	20.85	
		600	1400	23.45	27.60	
		800	1600	28.20	37.40	
T P C 型	150	200	1200	18.70	16.10	Ladd rein forcin g section is provi ded for those B with dimen sion over 500
		300	1300	20.60	20.40	
		400	1400	22.50	23.70	
		500	1500	23.70	27.10	
		600	1600	28.30	34.55	
		800	1800	32.10	40.60	
T P C 型	200	200	1200	22.45	19.15	
		300	1300	24.40	23.40	
		400	1400	26.30	26.65	
		500	1500	28.20	30.10	
		600	1600	32.10	37.60	
		800	1800	35.50	45.12	

XQJ-LQJ-05BT、P、C型铝合金垂直下弯通
Type XQJ-LQJ-05BT、P、C AL alloy vertical downward bend



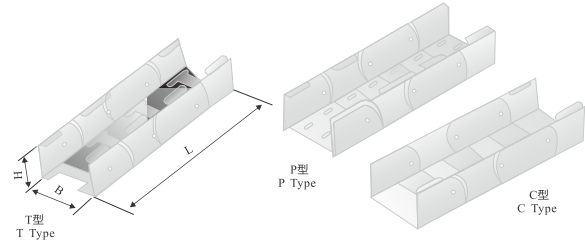
型号 Model	H (mm)	B (mm)	L (mm)	单件重量 (wkg)		备注 Remarks
				T型Type	P,C型Type	
T P C 型	100	200	400	3.60	4.35	P、C型 B尺寸 在500 以上的 加用梯 级加强 极
		300		4.20	5.60	
		400		4.80	6.60	
		500		5.30	7.55	
		600		6.50	9.40	
		800		7.80	11.00	
T P C 型	150	200	600	6.00	7.50	Ladd rein forcin g section is provi ded for those B with dimen sion over 500
		300		6.55	9.10	
		400		7.10	10.50	
		500		7.70	11.70	
		600		8.85	14.10	
		800		10.00	17.40	
T P C 型	200	200	800	8.60	10.25	
		300		9.10	12.10	
		400		9.70	13.40	
		500		10.30	14.70	
		600		11.50	17.35	
		800		12.75	21.05	

XQJ-LQJ-06BT、P、C型铝合金垂直上弯通
Type XQJ-LQJ-06BT、P、C AL alloy vertical upward bend



型号 Model	H (mm)	B (mm)	L (mm)	单件重量 (wkg)		备注 Remarks
				T型Type	P,C型Type	
T P C 型	100	200	400	3.60	3.95	P、C型 B尺寸 在500 以上的 加用梯 级加强 极
		300		4.15	4.95	
		400		4.80	5.80	
		500		5.30	6.50	
		600		6.50	8.10	
		800		7.60	9.80	
T P C 型	150	200	600	6.00	6.90	Ladd rein forcin g section is provi ded for those B with dimen sion over 500
		300		6.55	8.15	
		400		7.10	9.10	
		500		7.70	10.10	
		600		8.85	12.05	
		800		9.90	14.10	
T P C 型	200	200	650	8.55	9.10	
		300		9.10	10.70	
		400		9.70	11.70	
		500		10.30	12.70	
		600		11.45	14.70	
		800		12.80	16.80	

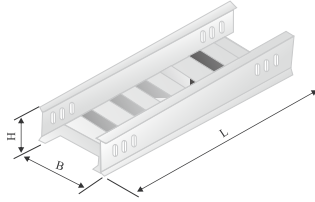
XQJ-LQJ-07BT、P、C型铝合金转动弯通
Type XQJ-LQJ-07BT、P、C AL alloy rotatable bend



型号 Model	H (mm)	B (mm)	L (mm)	单件重量 (wkg)		备注 Remarks
				T型Type	P,C型Type	
T P C 型	100	200	600	5.75	7.10	
		300		6.60	8.00	
		400		7.30	9.10	
		500		8.10	10.15	
		600		9.60	12.00	
		800		11.20	13.40	
T P C 型	150	200	800	9.15	10.55	
		300		10.00	11.40	
		400		10.70	13.00	
		500		11.45	14.20	
		600		13.00	16.00	
		800		14.50	18.10	
T P C 型	200	200	1200	13.00	14.60	
		300		13.85	15.70	
		400		14.10	17.10	
		500		15.10	18.85	
		600		16.00	20.00	
		800		17.10	22.05	

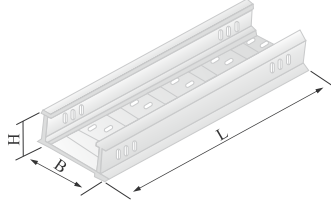
XQJ-LQJ 铝合金电缆桥架 XQJ-Anti-corrosive Al-alloy Support

XQJ-LQJ-01CT型铝合金梯级桥架
Type XQJ-LQJ-01CT Al alloy ladder type cable support



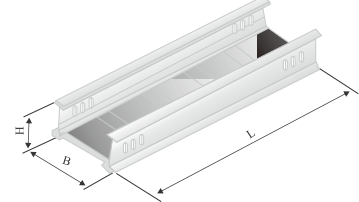
型号 Model	H (mm)	B (mm)	L (mm)	单重 wkg/m	备注 Remarks
LQJ-01CT-102	112	200	2000	5.60	
LQJ-01CT-103		300		6.40	
LQJ-01CT-104		400		7.20	
LQJ-01CT-105		500		8.00	
LQJ-01CT-106		600		9.50	
LQJ-01CT-108	800	4000	11.00		
LQJ-01CT-150	162	200	2000	7.10	
LQJ-01CT-153		300		7.90	
LQJ-01CT-154		400		8.65	
LQJ-01CT-155		500		9.40	
LQJ-01CT-156		600		11.00	
LQJ-01CT-158	800	4000	12.60		
LQJ-01CT-202	212	200	2000	9.30	
LQJ-01CT-203		300		10.05	
LQJ-01CT-204		400		11.00	
LQJ-01CT-205		500		11.60	
LQJ-01CT-206		600		13.00	
LQJ-01CT-208	800	4000	15.40		

XQJ-LQJ-01CP型铝合金托盘桥架
Type XQJ-LQJ-01CP Al alloy tray type cable support



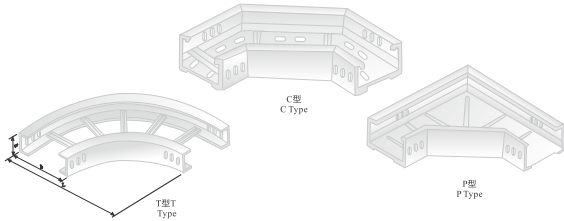
型号 Model	H (mm)	B (mm)	L (mm)	单重 wkg/m	备注 Remarks
LQJ-01CP-102	112	200	2000	6.59	B尺寸在500以上的加用梯级加强极
LQJ-01CP-103		300		8.75	
LQJ-01CP-104		400		10.00	
LQJ-01CP-105		500		11.20	
LQJ-01CP-106		600		13.70	
LQJ-01CP-108	800	4000	16.20		
LQJ-01CP-150	162	200	2000	8.40	Ladder reinforcement section is provided for those B with dimension over 500
LQJ-01CP-153		300		10.20	
LQJ-01CP-154		400		11.40	
LQJ-01CP-155		500		12.65	
LQJ-01CP-156		600		15.10	
LQJ-01CP-158	800	4000	17.60		
LQJ-01CP-202	212	200	2000	10.50	
LQJ-01CP-203		300		12.40	
LQJ-01CP-204		400		13.60	
LQJ-01CP-205		500		14.80	
LQJ-01CP-206		600		17.25	
LQJ-01CP-208	800	4000	19.60		

XQJ-LQJ-01CC型铝合金槽式桥架
Type XQJ-LQJ-01CC Al alloy channel type cable support



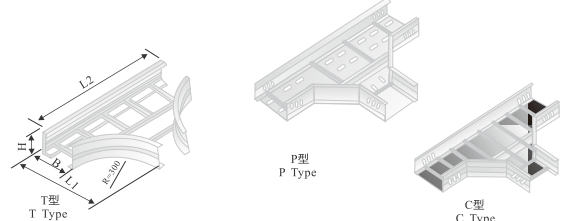
型号 Model	H (mm)	B (mm)	L (mm)	单重 wkg/m	备注 Remarks
LQJ-01CC-102	112	200	2000	5.85	B尺寸在500以上的加用梯级加强极
LQJ-01CC-103		300		7.00	
LQJ-01CC-104		400		8.80	
LQJ-01CC-105		500		11.20	
LQJ-01CC-106		600		13.65	
LQJ-01CC-108	800	4000	16.05		
LQJ-01CC-152	162	200	2000	8.40	Ladder reinforcement section is provided for those B with dimension over 500
LQJ-01CC-153		300		10.20	
LQJ-01CC-154		400		11.40	
LQJ-01CC-155		500		12.60	
LQJ-01CC-156		600		15.10	
LQJ-01CC-158	800	4000	17.60		
LQJ-01CC-202	212	200	2000	10.50	
LQJ-01CC-203		300		12.40	
LQJ-01CC-204		400		13.60	
LQJ-01CC-205		500		14.80	
LQJ-01CC-206		600		17.25	
LQJ-01CC-208	800	4000	21.00		

XQJ-LQJ-02CT、P、C型铝合金水平弯通桥架
Type XQJ-LQJ-02CT、P、C Al alloy horizontal bend cable support



型号 Model	H (mm)	B (mm)	L (mm)	单件重量 (wkg) weight		
				T型Type	P型Type	C型Type
T P C 型	112	200	600	5.30	6.70	7.79
		300	700	6.25	9.80	11.00
		400	800	7.40	12.50	14.00
		500	900	8.45	15.00	17.50
		600	1000	12.50	22.70	24.90
		800	1200	12.70	28.40	31.25
T P C 型	162	200	700	7.60	9.45	10.75
		300	800	8.75	13.00	14.60
		400	900	9.90	16.00	17.20
		500	1000	11.05	19.40	21.50
		600	1100	13.35	27.20	30.20
		800	1300	16.00	35.40	39.10
T P C 型	212	200	700	10.00	11.50	13.00
		300	800	11.30	15.20	17.20
		400	900	12.60	18.40	20.90
		500	1000	13.90	22.50	25.50
		600	1100	16.60	30.10	33.70
		800	1300	19.80	37.60	41.90

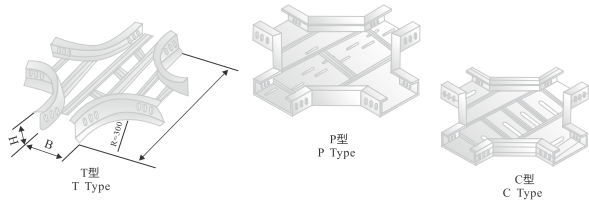
XQJ-LQJ-03CT、P、C型铝合金水平三通
Type XQJ-LQJ-03CT、P、C Al alloy horizontal tee cable support



型号 Model	H (mm)	B (mm)	L (mm)	L2 (mm)	单件重量 (wkg) weight	
					T型Type	P、C型Type
T P C 型	112	200	600	1000	10.25	10.75
		300	700	1100	11.75	12.80
		400	800	1200	13.30	15.00
		500	900	1300	14.80	17.80
		600	1000	1400	17.80	23.80
		800	1200	1600	20.10	29.20
T P C 型	162	200	700	1200	13.80	13.20
		300	800	1300	15.40	16.90
		400	900	1400	17.00	19.80
		500	1000	1500	18.60	22.90
		600	1100	1600	21.75	29.70
		800	1300	1800	24.80	35.40
T P C 型	212	200	700	1200	15.10	16.00
		300	800	1300	17.11	19.70
		400	900	1400	19.50	22.80
		500	1000	1500	22.20	25.90
		600	1100	1600	25.60	33.00
		800	1300	1800	29.00	40.10

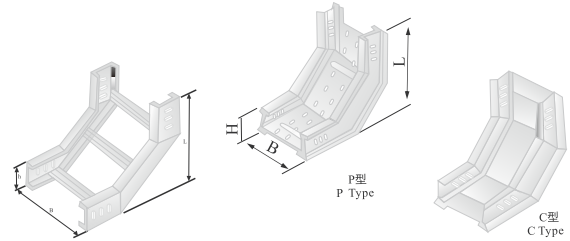
XQJ-LQJ 铝合金电缆桥架 XQJ-Anti-corrosive Al-alloy Support

XQJ-LQJ-04CT、P、C型铝合金水平四通桥架
Type XQJ-LQJ-04CT、P、C AL alloy horizontal cross cable support



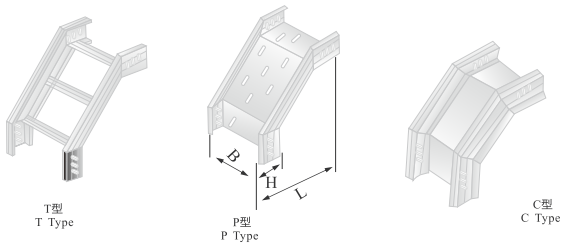
型号 Model	H (mm)	B (mm)	L (mm)	单件重量 (wkg) weight		备注 Remarks
				T型Type	P,C型Type	
T P C 型	112	200	1000	14.50	18.70	P、C型 B尺寸 在500 以上的 加用梯 级加强 极
		300	1100	16.40	21.80	
		400	1200	18.30	28.40	
		500	1300	20.25	31.60	
		600	1400	24.10	34.20	
		800	1600	27.25	36.90	
T P C 型	162	200	1200	17.20	21.20	Ladd rein forcing section is provi ded for those B with dimen sion over 500
		300	1300	21.10	24.40	
		400	1400	23.00	27.90	
		500	1500	24.90	35.40	
		600	1600	28.80	39.10	
		800	1800	32.90	43.75	
T P C 型	212	200	1200	22.90	24.40	Ladd rein forcing section is provi ded for those B with dimen sion over 500
		300	1300	24.80	27.90	
		400	1400	26.70	35.40	
		500	1500	28.65	39.10	
		600	1600	32.50	42.75	
		800	1800	36.90	48.40	

XQJ-LQJ-05CT、P、C型铝合金垂直下弯通
Type XQJ-LQJ-05CT、P、C AL alloy horizontal cross cable support



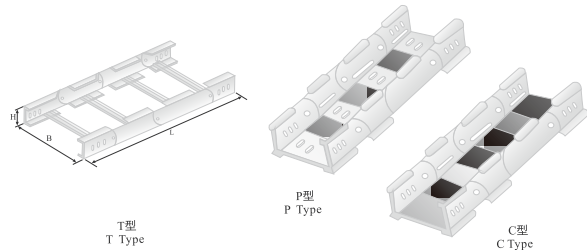
型号 Model	H (mm)	B (mm)	L (mm)	单件重量 (wkg)		备注 Remarks
				T型Type	P,C型Type	
T P C 型	112	200	412	3.95	5.10	P、C型 B尺寸 在500 以上的 加用梯 级加强 极
		300		4.55	6.50	
		400		5.15	7.45	
		500		5.70	8.45	
		600		6.85	10.35	
		800		7.50	13.00	
T P C 型	150	200	612	6.30	8.25	Ladd rein forcing section is provi ded for those B with dimen sion over 500
		300		6.80	10.10	
		400		7.45	11.35	
		500		8.05	12.55	
		600		9.15	15.10	
		800		10.20	17.20	
T P C 型	200	200	662	8.95	10.10	Ladd rein forcing section is provi ded for those B with dimen sion over 500
		300		10.10	13.15	
		400		10.80	14.50	
		500		11.95	15.85	
		600		12.95	18.50	
		800		14.10	21.40	

XQJ-LQJ-06CT、P、C型铝合金垂直上弯通
Type XQJ-LQJ-06CT、P、C AL alloy vertical upward bend




型号 Model	H (mm)	B (mm)	L (mm)	单件重量 (wkg)		备注 Remarks
				T型Type	P,C型Type	
T P C 型	112	200	400	3.95	4.65	P、C型 B尺寸 在500 以上的 加用梯 级加强 极
		300		4.55	5.75	
		400		5.15	6.55	
		500		5.70	7.30	
		600		6.85	8.85	
		800		7.50	10.20	
T P C 型	162	200	600	6.30	7.30	Ladd rein forcing section is provi ded for those B with dimen sion over 500
		300		6.80	9.10	
		400		7.45	10.00	
		500		8.05	11.00	
		600		9.15	13.00	
		800		10.20	15.20	
T P C 型	212	200	650	8.95	10.30	Ladd rein forcing section is provi ded for those B with dimen sion over 500
		300		9.50	11.78	
		400		10.10	12.70	
		500		10.65	13.65	
		600		11.80	15.65	
		800		12.95	18.40	

XQJ-LQJ-07CT、P、C型铝合金转动弯通
Type XQJ-LQJ-07CT、P、C AL alloy rotatable bend

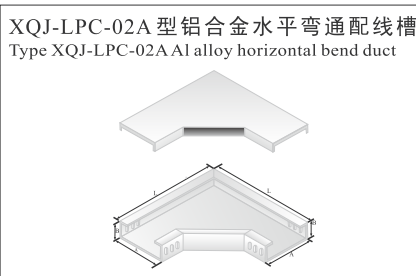


型号 Model	H (mm)	B (mm)	L (mm)	单件重量 (wkg)		备注 Remarks
				T型Type	P,C型Type	
T P C 型	112	200	600	6.15	7.20	Ladd rein forcing section is provi ded for those B with dimen sion over 500
		300		6.90	8.20	
		400		7.70	9.10	
		500		8.45	10.85	
		600		10.00	11.30	
		800		12.10	14.20	
T P C 型	162	200	800	9.50	10.45	Ladd rein forcing section is provi ded for those B with dimen sion over 500
		300		10.30	11.80	
		400		11.40	12.90	
		500		11.90	13.60	
		600		13.40	15.25	
		800		15.35	17.15	
T P C 型	212	200	1200	13.80	15.30	Ladd rein forcing section is provi ded for those B with dimen sion over 500
		300		14.60	16.95	
		400		15.40	17.95	
		500		16.10	18.40	
		600		17.65	20.15	
		800		19.20	22.10	

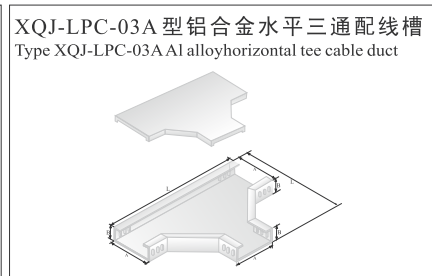
XQJ-LQJ 铝合金电缆桥架 XQJ-Anti-corrosive Al-alloy Support



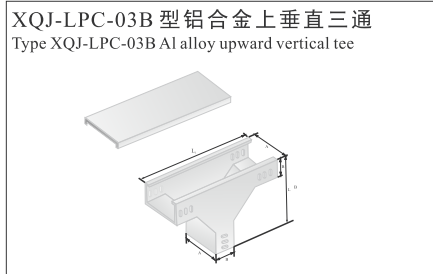
型号 Mode	A (mm)	B (mm)	重量 w(kg)	备注 Remarks
LPC-01A-1	50	25	4.30	
LPC-01A-2	80	40	5.10	
LPC-01A-3	100	50	6.10	
LPC-01A-4	120	60	7.25	
LPC-01A-5	150	75	9.15	
LPC-01A-6	200	100	11.10	
LPC-01A-7	250	125	13.25	
LPC-01A-8	300	150	15.50	



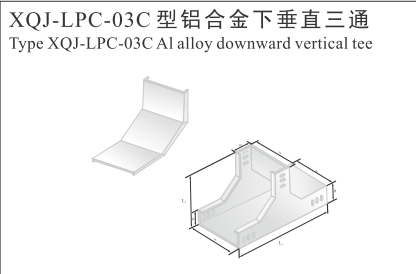
型号 Mode	A (mm)	B (mm)	L (mm)	重量 w(kg)
LPC-02A-1	50	25	150	1.25
LPC-02A-2	80	40	280	2.15
LPC-02A-3	100	50	300	2.50
LPC-02A-4	120	60	320	2.80
LPC-02A-5	150	75	350	4.40
LPC-02A-6	200	100	450	5.80
LPC-02A-7	250	125	500	6.30
LPC-02A-8	300	150	650	7.20




型号 Mode	A (mm)	B (mm)	L1 (mm)	L2 (mm)	重量 w(kg)
LPC-03A-1	50	25	250	150	2.67
LPC-03A-2	80	40	480	280	3.30
LPC-03A-3	100	50	500	300	3.40
LPC-03A-4	120	60	520	320	4.00
LPC-03A-5	150	75	550	350	6.25
LPC-03A-6	200	100	700	450	8.55
LPC-03A-7	250	125	750	500	11.05
LPC-03A-8	300	150	1000	650	14.10



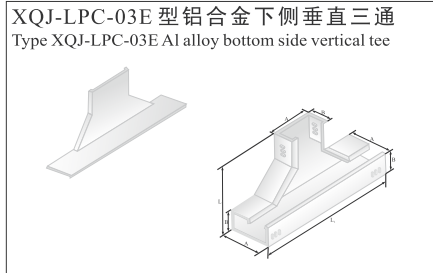
型号 Mode	A (mm)	B (mm)	L1 (mm)	L2 (mm)	重量 w(kg)
LPC-03B-1	50	25	225	125	1.84
LPC-03B-2	80	40	440	240	2.20
LPC-03B-3	100	50	450	250	2.85
LPC-03B-4	120	60	460	260	3.30
LPC-03B-5	150	75	475	275	5.25
LPC-03B-6	200	100	600	350	7.30
LPC-03B-7	250	125	625	375	9.40
LPC-03B-8	300	150	850	500	11.60



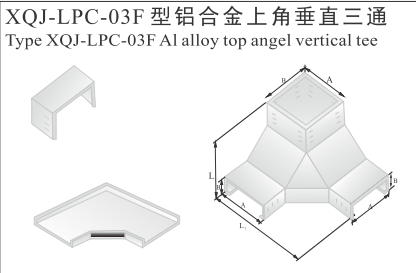
型号 Mode	A (mm)	B (mm)	L1 (mm)	L2 (mm)	重量 w(kg)
LPC-03C-1	50	25	225	125	1.90
LPC-03C-2	80	40	440	240	2.25
LPC-03C-3	100	50	450	250	3.00
LPC-03C-4	120	60	460	260	3.40
LPC-03C-5	150	75	475	275	5.40
LPC-03C-6	200	100	600	350	7.50
LPC-03C-7	250	125	625	375	9.80
LPC-03C-8	300	150	850	500	11.90



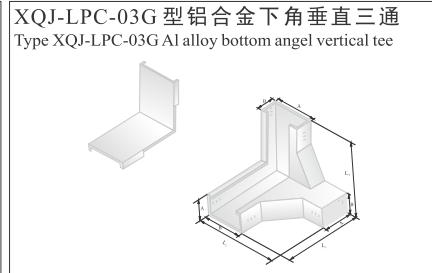
型号 Mode	A (mm)	B (mm)	L1 (mm)	L2 (mm)	重量 w(kg)
LPC-03D-1	50	25	250	125	1.94
LPC-03D-2	80	40	480	240	2.25
LPC-03D-3	100	50	500	250	2.60
LPC-03D-4	120	60	520	260	3.40
LPC-03D-5	150	75	550	275	5.30
LPC-03D-6	200	100	700	350	7.40
LPC-03D-7	250	125	750	375	9.60
LPC-03D-8	300	150	1000	500	11.70



型号 Mode	A (mm)	B (mm)	L1 (mm)	L2 (mm)	重量 w(kg)
LPC-03E-1	50	25	250	125	1.85
LPC-03E-2	80	40	480	240	2.30
LPC-03E-3	100	50	500	250	2.85
LPC-03E-4	120	60	520	260	3.60
LPC-03E-5	150	75	550	275	5.75
LPC-03E-6	200	100	700	350	7.90
LPC-03E-7	250	125	750	375	10.0
LPC-03E-8	300	150	1000	500	13.50



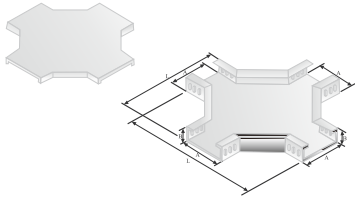
型号 Mode	A (mm)	B (mm)	L1 (mm)	L2 (mm)	重量 w(kg)
LPC-03F-1	50	25	150	125	2.80
LPC-03F-2	80	40	280	240	3.45
LPC-03F-3	100	50	300	250	4.10
LPC-03F-4	120	60	320	260	4.80
LPC-03F-5	150	75	350	275	7.60
LPC-03F-6	200	100	450	350	10.40
LPC-03F-7	250	125	500	375	13.30
LPC-03F-8	300	150	650	500	16.20



型号 Mode	A (mm)	B (mm)	L1 (mm)	L2 (mm)	重量 w(kg)
LPC-03G-1	50	25	150	125	2.30
LPC-03G-2	80	40	280	240	2.80
LPC-03G-3	100	50	300	250	3.30
LPC-03G-4	120	60	320	260	3.80
LPC-03G-5	150	75	350	275	6.00
LPC-03G-6	200	100	450	350	8.30
LPC-03G-7	250	125	500	375	10.70
LPC-03G-8	300	150	650	500	13.10

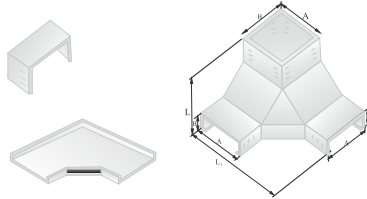
XQJ-LQJ 铝合金电缆桥架 XQJ-Anti-corrosive Al-alloy Support

XQJ-LPC-04A 型铝合金水平四通配线槽
Type XQJ-LPC-04A Al alloy horizontal cross cable duct



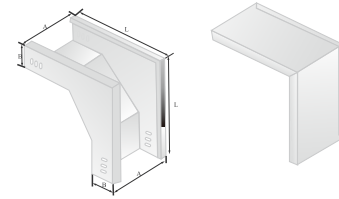
型号 Mode	A (mm)	B (mm)	L (mm)	重量 w(kg)
LPC-04A-1	50	25	250	3.90
LPC-04A-2	80	40	480	4.30
LPC-04A-3	100	50	500	4.75
LPC-04A-4	120	60	520	5.40
LPC-04A-5	150	75	550	8.40
LPC-04A-6	200	100	700	11.45
LPC-04A-7	250	125	750	14.60
LPC-04A-8	300	150	1000	17.20

XQJ-LPC-04B 型铝合金上垂直四通
Type XQJ-LPC-04B Al alloy upward vertical cross



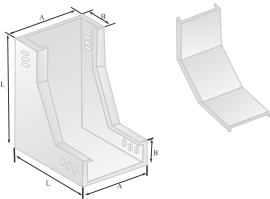
型号 Mode	A1×B1 (mm)	L1 (mm)	L2 (mm)	L3 (mm)	重量 w(kg)
LPC-04B-1	50×25	250	150	125	1.25
LPC-04B-2	80×40	480	280	240	3.70
LPC-04B-3	100×50	500	300	250	5.00
LPC-04B-4	120×60	520	320	260	6.00
LPC-04B-5	150×75	550	350	275	9.35
LPC-04B-6	200×100	700	450	350	13.00
LPC-04B-7	250×125	750	500	375	16.30
LPC-04B-8	300×150	1000	650	500	19.60

XQJ-LPC-05A 型铝合金垂直上弯通
Type XQJ-LPC-05A Al alloy vertical top bend



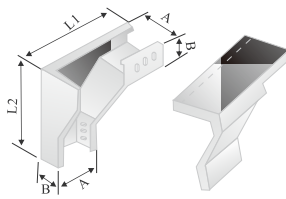
型号 Mode	A (mm)	B (mm)	L (mm)	重量 w(kg)
LPC-05A-1	50	25	125	1.30
LPC-05A-2	80	40	240	1.60
LPC-05A-3	100	50	250	1.90
LPC-05A-4	120	60	260	2.30
LPC-05A-5	150	75	275	3.40
LPC-05A-6	200	100	350	4.50
LPC-05A-7	250	125	375	5.70
LPC-05A-8	300	150	500	6.50

XQJ-LPC-05B 型铝合金垂直下弯通
Type XQJ-LPC-05B Al alloy vertical bottom bend



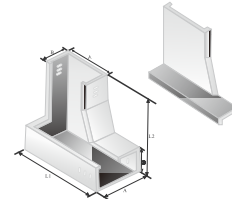
型号 Mode	A (mm)	B (mm)	L (mm)	重量 w(kg)
LPC-05B-1	50	25	125	1.60
LPC-05B-2	80	40	240	1.80
LPC-05B-3	100	50	250	2.20
LPC-05B-4	120	60	260	2.65
LPC-05B-5	150	75	275	3.80
LPC-05B-6	200	100	350	4.90
LPC-05B-7	250	125	375	6.15
LPC-05B-8	300	150	500	7.40

XQJ-LPC-05C 型铝合金垂直左上弯通
Type XQJ-LPC-05C Al alloy vertical left top bend



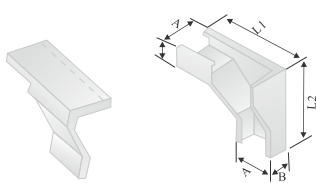
型号 Mode	A (mm)	B (mm)	L1 (mm)	L2 (mm)	重量 w(kg)
LPC-05C-1	50	25	150	100	1.10
LPC-05C-2	80	40	280	180	1.50
LPC-05C-3	100	50	300	200	2.00
LPC-05C-4	120	60	320	220	2.60
LPC-05C-5	150	75	350	250	3.85
LPC-05C-6	200	100	450	300	5.10
LPC-05C-7	250	125	500	350	6.80
LPC-05C-8	300	150	650	500	8.20

XQJ-LPC-05D 型铝合金垂直左下弯通
Type XQJ-LPC-05D Al alloy vertical left bottom bend



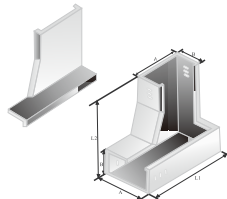
型号 Mode	A (mm)	B (mm)	L1 (mm)	L2 (mm)	重量 w(kg)
LPC-05D-1	50	25	150	100	1.40
LPC-05D-2	80	40	280	180	1.70
LPC-05D-3	100	50	300	200	2.20
LPC-05D-4	120	60	320	220	2.70
LPC-05D-5	150	75	350	250	4.00
LPC-05D-6	200	100	450	300	5.50
LPC-05D-7	250	125	500	350	7.20
LPC-05D-8	300	150	650	500	9.40

XQJ-LPC-05E 型铝合金垂直右上弯通
Type XQJ-LPC-05E Al alloy vertic



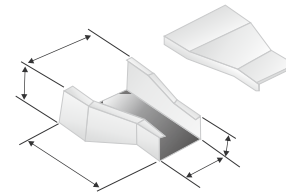
型号 Mode	A (mm)	B (mm)	L1 (mm)	L2 (mm)	重量 w(kg)
LPC-05E-1	50	25	150	100	1.10
LPC-05E-2	80	40	280	180	1.45
LPC-05E-3	100	50	300	200	2.00
LPC-05E-4	120	60	320	220	2.26
LPC-05E-5	150	75	350	250	3.85
LPC-05E-6	200	100	450	300	5.70
LPC-05E-7	250	125	500	350	7.60
LPC-05E-8	300	150	650	500	9.50

XQJ-LPC-05F 型铝合金垂直右下弯通
Type XQJ-LPC-05F Al alloy vertical right bottom bend



型号 Mode	A (mm)	B (mm)	L1 (mm)	L2 (mm)	重量 w(kg)
LPC-05F-1	50	25	150	125	1.40
LPC-05F-2	80	40	280	240	1.70
LPC-05F-3	100	50	300	250	2.20
LPC-05F-4	120	60	320	260	2.90
LPC-05F-5	150	75	350	275	4.00
LPC-05F-6	200	100	450	350	5.80
LPC-05F-7	250	125	500	375	7.70
LPC-05F-8	300	150	650	500	9.70

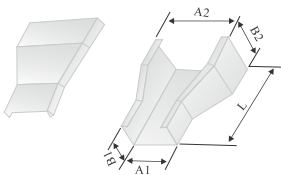
XQJ-LPC-06A 型铝合金异径接头
Type XQJ-LPC-06A Al alloy reducer connector



型号 Mode	A1×B1 (mm)	A2×B2 (mm)	L (mm)	重量 w(kg)
LPC-06A-1	50×25	100×50	300	1.40
LPC-06A-2	80×40	150×75	300	2.10
LPC-06A-3	80×40	200×100	300	2.45
LPC-06A-4	100×50	200×100	350	3.80
LPC-06A-5	100×50	300×150	450	4.10
LPC-06A-6	200×100	250×125	350	4.40
LPC-06A-7	200×100	300×150	450	5.10
LPC-06A-8	200×125	300×150	450	5.40

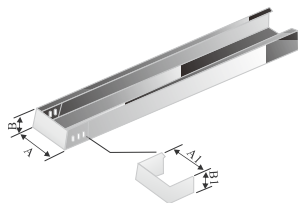
XQJ-LQJ 铝合金电缆桥架 XQJ-Anti-corrosive Al-alloy Support

XQJ-LPC-06B 型铝合金异径接头
Type XQJ-LPC-06B Al alloy reducer connector



型号 Mode	A ₁ ×B ₁ (mm)	A ₂ ×B ₂ (mm)	L (mm)	重量 w(kg)
LPC-06B-1	50×25	100×50	300	1.40
LPC-06B-2	80×40	150×75	300	2.10
LPC-06B-3	80×40	200×100	300	2.45
LPC-06B-4	100×50	200×100	350	3.80
LPC-06B-5	100×50	300×150	450	4.10
LPC-06B-6	200×100	250×125	350	4.40
LPC-06B-7	200×100	300×150	450	5.10
LPC-06B-8	200×125	300×150	450	5.40

XQJ-LPC-01B 型铝合金配线槽封头
Type XQJ-LPC-01B Al alloy cable duct head



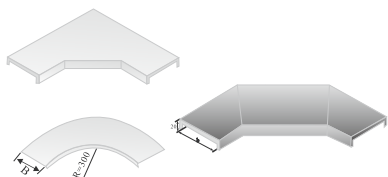
型号 Mode	A (mm)	B (mm)	A ₁ ×B ₁ (mm)	重量 w(kg)
LPC-01B-1	50	25	45×21	0.10
LPC-01B-2	80	40	76×36	0.15
LPC-01B-3	100	50	96×46	0.20
LPC-01B-4	120	60	116×56	0.32
LPC-01B-5	150	75	145×70	0.45
LPC-01B-6	200	100	195×95	0.60
LPC-01B-7	250	125	245×120	0.68
LPC-01B-8	300	150	295×145	0.72

XQJ-LFZ-01 型铝合金直通护罩
Type XQJ-LFZ-01 Al alloy straight cover



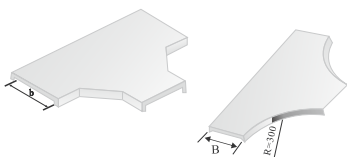
型号 Mode	B (mm)	重量 w(kg)	备注 Remarks
LFZ-01-2	200	5.10	
LFZ-01-3	300	7.30	
LFZ-01-4	400	10.40	
LFZ-01-5	500	12.60	
LFZ-01-6	600	15.45	
LFZ-01-8	800	18.8	
LFZ-01-9	900	20.10	
LFZ-01-10	1000	23.25	

XQJ-LFZ-02 型铝合金水平弯通护罩
Type XQJ-LFZ-A1 alloy horizontal bend cover



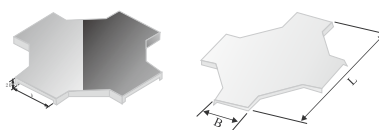
型号 Mode	B (mm)	L (mm)		重量 w(kg)
		I	II	
LPC-02-2	200	600	700	4.25
LPC-02-3	300	700	800	6.20
LPC-02-4	400	800	900	8.20
LPC-02-5	500	900	1000	10.40
LPC-02-6	600	1000	1100	15.30
LPC-02-8	800	1200	1300	17.80
LPC-02-9	900	1300	1400	21.30
LPC-02-10	1000	1400	1500	25.40

XQJ-LFZ-03 型铝合金水平三通护罩
Type XQJ-LFZ-03 Al alloy horizontal tee cover



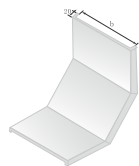
型号 Mode	B (mm)	L ₁ (mm)	L ₂ (mm)	重量 w(kg)
LFZ-03-2	200	700	1200	8.30
LFZ-03-3	300	800	1300	12.00
LFZ-03-4	400	900	1400	14.25
LFZ-03-5	500	1000	1500	16.70
LFZ-03-6	600	1100	1600	22.10
LFZ-03-8	800	1300	1800	24.80
LFZ-03-9	900	1400	1900	28.25
LFZ-03-10	1000	1500	2000	31.10

XQJ-LFZ-04 型铝合金水平四通护罩
Type XQJ-LFZ-04 Alloy horizontal cross cover



型号 Mode	B (mm)	L (mm)		重量 w(kg)
		I	II	
LFZ-04-2	200	1000	1200	13.00
LFZ-04-3	300	1100	1300	18.10
LFZ-04-4	400	1200	1400	20.80
LFZ-04-5	500	1300	1500	23.65
LFZ-04-6	600	1400	1600	29.95
LFZ-04-8	800	1600	1800	33.95
LFZ-04-9	900	1700	1900	37.00
LFZ-04-10	1000	1800	2000	41.20

XQJ-LFZ-05 型铝合金垂直下弯能护罩
Type XQJ-LFZ-A1 alloy vertical bend cover



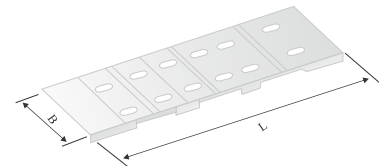
型号 Mode	B (mm)	L (mm)			重量 w(kg)
		I	II	III	
LPC-02-2	200	300	450	500	2.00
LPC-02-3	300				3.10
LPC-02-4	400				3.80
LPC-02-5	500				4.55
LPC-02-6	600				5.95
LPC-02-8	800				6.25
LPC-02-9	900				7.35
LPC-02-10	1000				8.60

XQJ-LFZ-06 型铝合金垂直上弯通护罩
Type XQJ-LFZ-06 Al alloy vertical top bend cover



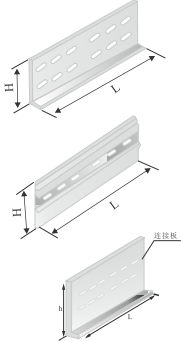
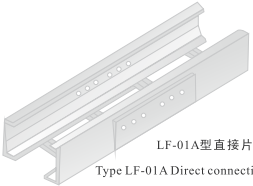
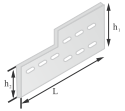
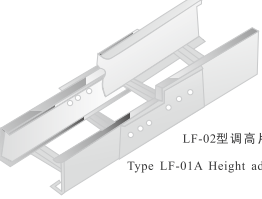
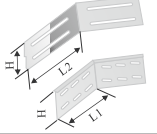
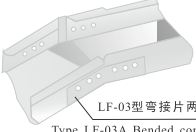
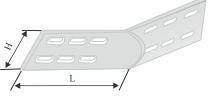
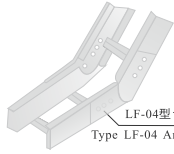
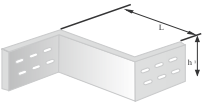
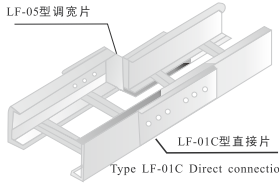
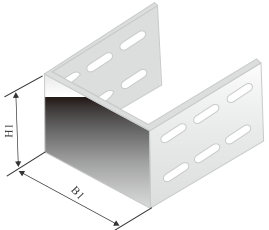
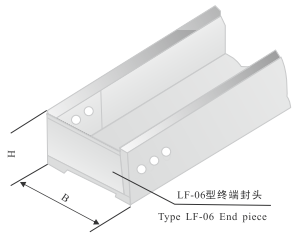
型号 Mode	B (mm)	L (mm)			重量 w(kg)
		I	II	III	
LFZ-06-2	200	400	550	600	2.98
LFZ-06-3	300				3.85
LFZ-06-4	400				4.70
LFZ-06-5	500				5.60
LFZ-06-6	600				7.35
LFZ-06-8	800				8.25
LFZ-06-9	900				9.10
LFZ-06-10	1000				10.20

XQJ-LFZ-07 型铝合金转动弯通护罩
Type XQJ-LFZ-07 Al alloy rotatable bend cover



型号 Mode	B (mm)	L (mm)			重量 w(kg)
		I	II	III	
LFZ-07-2	200	600	800	1200	3.00
LFZ-07-3	300				4.65
LFZ-07-4	400				5.70
LFZ-07-5	500				6.80
LFZ-07-6	600				8.90
LFZ-07-8	800				10.00
LFZ-07-9	900				11.30
LFZ-07-10	1000				12.60

XQJ-LQJ 铝合金电缆桥架 XQJ-Anti-corrosive Al-alloy Support

产品外型 Shape	型号 Model	H (mm)	L (mm)	重量 w (kg)	安装图例 Installation		
XQJ-LQJ-LF-01 型直接片 Type XQJ-LQJ-LF-01 Direct connection piece 	LQJ-LF-01A-25	25	122	25	0.10	 LF-01A型直接片 Type LF-01A Direct connection piece 注：“A型”直接片适用于AT、AP、AC型桥架和LPC型配线槽；“B型”直接片适用于B T、B P、B C型桥架。“C型”直接片适用于C T、C P、C C型桥架。 Note:Type A for AT, AP, LPC,Type B for BT,BC Type C for CT,CP,CC	
	LQJ-LF-01A-40		40	0.16			
	LQJ-LF-01A-50		50	0.18			
	LQJ-LF-01A-60		60	0.22			
	LQJ-LF-01A-75		75	0.30			
	LQJ-LF-01A-100		100	0.45			
	LQJ-LF-01A-125		125	0.95			
	LQJ-LF-01A-150		150	1.25			
	LQJ-LF-01A-200	175	200	1.40			
	A型 型	LQJ-LF-01A-100	70	182	100		0.60
		LQJ-LF-01A-150	120	382	150		0.90
		LQJ-LF-01A-200	170	200	1.34		
B型 型	LQJ-LF-01A-100	70	182	100	0.50		
	LQJ-LF-01A-150	112	382	150	0.90		
	LQJ-LF-01A-200	162	200	1.25			
C型 型	LQJ-LF-01A-100	70	182	100	0.50		
	LQJ-LF-01A-150	112	382	150	0.90		
LQJ-LF-01A-200	162	200	1.25				
XQJ-LQJ-LF-02 型调高片 Type XQJ-LQJ-LF-02 Height adjusting piece 	型号 Model	H ₁ (mm)	H ₂ (mm)	L (mm)	重量 w (kg)	 LF-02型调高片 Type LF-01A Height adjusting piece	
LQJE-LF-02-75/100	50	75	182	0.40			
LQJE-LF-02-75/150	50	125	282	0.80			
LQJE-LF-02-75/200	50	175		1.20			
LQJE-LF-02-75/150	75	125	0.80				
LQJE-LF-02-75/200	75	175	1.10				
LQJE-LF-02-75/200	125	175	328	1.50			
XQJ-LQJ-LF-03 型弯接片 Type XQJ-LQJ-LF-03 Bended connection piece 	型号 Model	H ₁ (mm)	L ₁ (mm)	L ₂ (mm)	重量 w (kg)	 LF-03型弯接片两片为一套 Type LF-03A Bended connection piece A set consists of two piece	
LQJE-LF-03-50	25	91	200	0.30			
LQJE-LF-03-75	50			0.50			
LQJE-LF-03-100	75	191	300	1.20			
LQJE-LF-03-150	125			1.70			
LQJE-LF-03-200	175			1.90			
XQJ-LQJ-LF-04 型调角片 Type XQJ-LQJ-LF-04 Angle adjusting piece 	型号 Model	配套桥架高度 (mm)	H (mm)	L ₁ (mm)	重量 w (kg)	 LF-04型调角片 Type LF-04 Angle adjusting piece	
LQJE-LF-04-75	75	50	166	0.70			
LQJE-LF-04-100	100	75	191	1.30			
LQJE-LF-04-150	150	125	341	2.00			
LQJE-LF-04-200	200	145	391	2.90			
XQJ-LQJ-LF-05 型调宽片 Type XQJ-LQJ-LF-05 Angle adjusting piece 	型号 Model	H (mm)	L ₁ (mm)	B ₁ (mm)	重量 w (kg)	Type LF-05 With adjusting piece  LF-05型调宽片 LF-01C型直接片 Type LF-01C Direct connection piece	
LQJE-LF-05-100	75	50	100	0.80			
LQJE-LF-05-150				150	1.20		
LQJE-LF-05-200	100	75	200	1.60			
LQJE-LF-05-300	150	125	300	2.05			
LQJE-LF-05-400	200	175	400	2.60			
LQJE-LF-05-500			500	3.10			
XQJ-LQJ-LF-06 型铝合金桥架终端封头 Type XQJ-LQJ-LF-06 End piece 	型号 Model	H (mm)	B (mm)	H ₁ (mm)	B ₁ (mm)	重量 w (kg)	 LF-06型终端封头 Type LF-06 End piece
LQJE-LF-06-100	75	100	50	95	0.90		
LQJE-LF-06-150				145	1.30		
LQJE-LF-06-200				195	1.70		
LQJE-LF-06-250	100	250	75	245	2.15		
LQJE-LF-06-300				295	2.70		
LQJE-LF-06-400				395	3.20		
LQJE-LF-06-500	150	400	125	495	3.60		
LQJE-LF-06-600				595	3.90		
LQJE-LF-06-800				795	4.20		
LQJE-LF-06-1000	200	1000	175	995	4.60		